

A BIG welcome

# MULTI/JOINT<sup>®</sup> 3000 Plus DN425 - DN600



# The original just got BIGGER and BETTER!

The well-known and trusted wide range restraint MULTI/JOINT® 3000 Plus system has now been extended with the sizes DN425 – DN600. You can now benefit from the advantages of the patented MULTI/JOINT® 3000 Plus system in the bigger diameters as well. An advanced restraint solution, that fully meets the market demands, to replace traditional connection techniques.

## Bigger and better!

### Superb user-friendliness

The MULTI/JOINT® 3000 Plus DN425 - DN600 fittings have an angularity of  $\pm 8^\circ$  per socket end at maximum end load resistance. For a coupling this means a total of maximum  $16^\circ$  angularity. This angularity is unique in the marketplace and offers the installers superb user friendliness.

### Restraint at high pressure for your peace of mind

The MULTI/JOINT® 3000 Plus DN425 - DN600 restraint fittings are suitable for applications in water up to 10 bar and gas up to 5 bar. The non restraint versions are suitable for applications in water up to 16 bar and gas up to 8 bar.

### Easy installation

The MULTI/JOINT® 3000 Plus DN425 - DN600 fittings are easy to handle on site thanks to the lifting eye. The patented design of the DN425 – DN600 Uni/Fiks ring, which attaches the ring to the body by means of clips, simplifies the installation. The fitting slides over the pipe without any interference. In other words: there is no need for disassembly.





## Your benefits

- Saving time and costs, no thrust blocks needed
- Corrosion proof thanks to a Resicoat® epoxy powder coated ductile cast iron body and clamp ring
- Easy to install thanks to the design, which enables sliding over the pipe and angularity (max. 8° per socket end, max. 16° per coupling)
- Reversible bolts for quick and easy installation
- Easy to handle thanks to the lifting eye



### Hygiene protection

Moreover, the MULTI/JOINT® 3000 Plus fittings DN425 - DN600 are supplied with hygiene protection. Thanks to this protection the fittings remain free of dust and dirt until the time of use.

### Tested and approved

The MULTI/JOINT® 3000 Plus fittings DN425 - DN600 are, just as the full MULTI/JOINT® system, intensively tested and certified according to EN 14525. All MULTI/JOINT® 3000 Plus fittings are supplied with a certified Resicoat® epoxy powder coating, which provides an excellent protection against corrosion.

**+ Durable and reliable large diameter fittings for a quick, safe and simple repair solution**

# MULTI/JOINT® The original!

Perfection in every detail



#### Clamp ring:

ductile cast iron GGG45 EN-GJS-450-10  
with Resicoat® epoxy powder coating  
type RT 9000 R4

#### Uni/Fiks ring

#### Varioseal:

rubber gasket  
(EPDM or NBR)

#### Body:

ductile cast iron  
GGG45 EN-GJS-450-10  
with Resicoat®  
epoxy powder  
coating type  
RT 9000 R4

#### Uni/Fikser:

stainless steel A4  
(AISI 316)

#### Washer:


stainless steel A2  
(AISI 304)  
or stainless steel A4  
(AISI 316)

#### Nuts:

stainless steel A2  
(AISI 304) galvanised  
and passivated  
or stainless steel A4 (AISI 316)  
galvanised and passivated

#### Bolts:

stainless steel A2 (AISI 304) PTFE coated  
or stainless steel A4 (AISI 316) PTFE coated



# Product overview

## MULTI/JOINT® 3000 Plus, coupling, non restraint, up to 16° angular deflection

DN (mm)	Range (mm)	NBR / A2 code	EPDM / A2 code	NBR / A4 code	EPDM / A4 code	PN Water (bar)	PN Gas (bar)
425	432 - 464	709 301 242	709 301 642	709 301 042	709 301 342	16	8
450	450 - 482	709 301 272	709 301 672	709 301 072	709 301 372	16	8
475	481 - 513	709 301 273	709 301 673	709 301 073	709 301 373	16	8
500	500 - 532	709 301 274	709 301 674	709 301 074	709 301 374	16	8
550	548 - 580	709 301 276	709 301 676	709 301 076	709 301 376	16	8
600	605 - 637	709 301 278	709 301 678	709 301 078	709 301 378	16	8

## MULTI/JOINT® 3007 Plus, coupling, restraint, up to 16° angular deflection

DN (mm)	Range (mm)	NBR / A2 code	EPDM / A2 code	NBR / A4 code	EPDM / A4 code	PN Water (bar)	PN Gas (bar)
425	432 - 464	709 305 242	709 305 642	709 305 042	709 305 342	10	5
450	450 - 482	709 305 272	709 305 672	709 305 072	709 305 372	10	5
475	481 - 513	709 305 273	709 305 673	709 305 073	709 305 373	10	5
500	500 - 532	709 305 274	709 305 674	709 305 074	709 305 374	10	5
550	548 - 580	709 305 276	709 305 676	709 305 076	709 305 376	10	5
600	605 - 637	709 305 278	709 305 678	709 305 078	709 305 378	10	5

## MULTI/JOINT® 3100 Plus, reduced coupling, non restraint, up to 16° angular deflection

DN - DN (mm)	Range (mm)	Range (mm)	NBR / A2 code	EPDM / A2 code	NBR / A4 code	EPDM / A4 code	PN Water (bar)	PN Gas (bar)
425 - 400	432 - 464	392 - 433	709 401 293	709 401 693	709 401 093	709 401 293	16	8
450 - 400	450 - 482	392 - 433	709 401 292	709 401 692	709 401 092	709 401 392	16	8
475 - 425	481 - 513	432 - 464	709 401 295	709 401 695	709 401 095	709 401 395	16	8
500 - 450	500 - 532	450 - 482	709 401 294	709 401 694	709 401 094	709 401 394	16	8
550 - 500	548 - 580	500 - 532	709 401 296	709 401 696	709 401 096	709 401 396	16	8

## MULTI/JOINT® 3107 Plus, reduced coupling, restraint, up to 16° angular deflection

DN - DN (mm)	Range (mm)	Range (mm)	NBR / A2 code	EPDM / A2 code	NBR / A4 code	EPDM / A4 code	PN Water (bar)	PN Gas (bar)
425 - 400	432 - 464	392 - 433	709 405 293	709 405 693	709 405 093	709 405 393	10	5
450 - 400	450 - 482	392 - 433	709 405 292	709 405 692	709 405 092	709 405 392	10	5
475 - 425	481 - 513	432 - 464	709 405 295	709 405 695	709 405 095	709 405 395	10	5
500 - 450	500 - 532	450 - 482	709 405 294	709 405 694	709 405 094	709 405 394	10	5
550 - 500	548 - 580	500 - 532	709 405 296	709 405 696	709 405 096	709 405 396	10	5

## MULTI/JOINT® 3050 Plus, flange adaptor, non restraint, up to 8° angular deflection

DN (mm)	Range (mm)	Flange (mm)	Drilling pattern	NBR / A2 code	EPDM / A2 code	NBR / A4 code	EPDM / A4 code	PN Water (bar)	PN Gas (bar)
500	500 - 532	500	PN10/PN16	709 351 274	709 351 674	709 351 074	709 351 374	16	8
600	605 - 637	600	PN10/PN16	709 351 278	709 351 678	709 351 078	709 351 378	16	8

## MULTI/JOINT® 3057 Plus, flange adaptor, restraint, up to 8° angular deflection

DN (mm)	Range (mm)	Flange (mm)	Drilling pattern	NBR / A2 code	EPDM / A2 code	NBR / A4 code	EPDM / A4 code	PN Water (bar)	PN Gas (bar)
500	500 - 532	500	PN10/PN16	709 355 274	709 355 674	709 355 074	709 355 374	10	5
600	605 - 637	600	PN10/PN16	709 355 278	709 355 678	709 355 078	709 355 378	10	5

## MULTI/JOINT® 3150 Plus, reduced flange adaptor, non restraint, up to 8° angular deflection













DN (mm)	Range (mm)	Flange (mm)	Drilling pattern	NBR / A2 code	EPDM / A2 code	NBR / A4 code	EPDM / A4 code	PN Water (bar)	PN Gas (bar)
450 - 400	450 - 482	400	PN10/PN16	709 451 292	709 451 692	709 451 092	709 451 392	16	8
550 - 500	548 - 580	500	PN10/PN16	709 351 276	709 351 676	709 351 076	709 351 376	16	8

## MULTI/JOINT® 3157 Plus, reduced flange adaptor, restraint, up to 8° angular deflection

DN (mm)	Range (mm)	Flange (mm)	Drilling pattern	NBR / A2 code	EPDM / A2 code	NBR / A4 code	EPDM / A4 code	PN Water (bar)	PN Gas (bar)
450 - 400	450 - 482	400	PN10/PN16	709 455 292	709 455 692	709 455 092	709 455 392	10	5
550 - 500	548 - 580	500	PN10/PN16	709 355 276	709 355 676	709 355 076	709 355 376	10	5



# The complete system

Model			Type	Dimensions	Range (mm)	
	Coupling	restraint	3007	DN50 - DN600	46 - 637	<b>NEW</b>
		non restraint	3000	DN50 - DN600	46 - 637	<b>NEW</b>
	Reduced coupling	restraint	3107	DN50 - DN550	46 - 580	<b>NEW</b>
		non restraint	3100	DN50 - DN550	46 - 580	<b>NEW</b>
	Flange adaptor	restraint	3057	DN50 - DN600	46 - 637	<b>NEW</b>
		non restraint	3050	DN50 - DN600	46 - 637	<b>NEW</b>
	Reduced flange adaptor	restraint	3157	DN40 - DN500	46 - 580	<b>NEW</b>
		non restraint	3150	DN40 - DN500	46 - 580	<b>NEW</b>
	End cap blind	restraint	3207 blind	DN50 - DN400	46 - 433	
		non restraint	3200 blind	DN50 - DN400	46 - 433	
	End cap ¾" - 2" threaded	restraint	3207 threaded	DN50 - DN400	46 - 433	
		non restraint	3200 threaded	DN50 - DN400	46 - 433	
	PE adaptor	restraint	3067	DN50 - DN300	46 - 356	
	Spigot end	restraint	3087	DN50 - DN200	46 - 232	
		non restraint	3080	DN50 - DN200	46 - 232	
	Reduced spigot end	restraint	3187	DN80	84 - 105	
		non restraint	3180	DN80	84 - 105	
	Duckfoot	restraint	3457	DN80	84 - 105	
		non restraint	3450	DN80	84 - 105	
	Reduced duckfoot	restraint	3557	DN50 - DN150	46 - 192	
		non restraint	3550	DN50 - DN150	46 - 192	
	Bend	restraint	3407	DN80 - DN150	84 - 192	
		non restraint	3400	DN80 - DN150	84 - 192	

**+ The complete solution for all your connection, maintenance and repair applications**




# Technical specifications

## Specifications


Body	Ductile cast iron GGG45 in accordance with EN-GJS-450-10.
Clamp ring	Ductile cast iron GGG45 in accordance with EN-GJS-450-10.
Coating	Resicoat® epoxy powder coating, type RT 9000 R4, meets the requirements of for example ACS, Belgaqua, KTW, NSF Standard 61, WRAS, KIWA. Colour red (RAL 3003). Minimum layer thickness 250 micron, in accordance with the GSK-register.
Varioseal rubber gasket	Potable water: EPDM in accordance with EN 681-1. Water and gas: NBR in accordance with EN 682.
Uni/Fiks and Uni/Fleks ring	POM (polyoxymethylene) and glass fibre filled Polyamide.
Uni/Fiksers	Stainless steel A4 (AISI 316).
Bolts and nuts	Stainless steel A2 (AISI 304) or stainless steel A4 (AISI 316). Bolts are PTFE coated, nuts are galvanised and passivated to prevent galling.
Washers	Stainless steel A2 (AISI 304) or stainless steel A4 (AISI 316).
Flange	Drilling pattern PN16 / PN10 in accordance with EN 1092-2.
Working temperature	-5°C to +50°C.
Working pressure (PFA)*	Non restraint: up to PFA 16 bar water and up to 8 bar gas. Restraint: up to PFA 10 bar water and up to 5 bar gas. * For details see user manual or contact your supplier.
Certificates	ACS, Belgaqua, WRc, ÖVGW, SVGW, DVGW, WRAS, NSF and KIWA. EN 14525: ÖVGW, SVGW and KIWA.



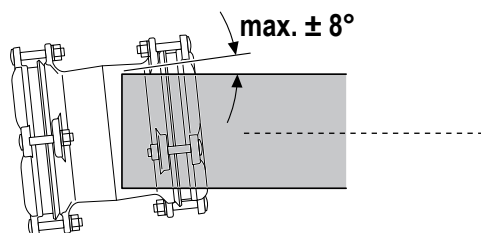
## Sealing system



## Suitable for all pipe materials



## Nominal angularity\*



## Insert stiffener

In case of connecting PE or PVC pipes, install an insert stiffener.



\* based on the middle of the range

## Contact information

P.O. Box 290  
8160 AG EPE  
The Netherlands  
T +31 578 678378  
F +31 578 620848  
waga.ps@georgfischer.com  
www.waga.nl

The technical data are not binding and not expressly warranted characteristics of the goods. They are subject to change. Please consult our General Conditions of Supply.

